

Parents/Students Chromebook Instructions



myBackpack

How to Log Into myBackpack

Your child can access APS myBackpack from any device with WiFi. APS myBackpack can be accessed from the web via <http://mybackpack.apsk12.org/> or download in Apple App Store and Google Play.

Log into myBackpack 3 different ways:

myBackpack
Website



Apple Store



Google Play



Log In Credentials

Username: APS Network ID

Password: Lunch ID

- ✦ If you do not know your child's myBackpack username and password please contact your student's school.
- ✦ Charter and Partner school students should confirm their school's myBackpack login credentials.

Logging into myBackpack

STEP 1: On a computer, navigate to mybackpack.apsk12.org or open the app on your mobile device, tablet, or iPad.



STEP 2: Your student can access his/her schools apps from their landing page.

Google Classroom Instructions



Google Classroom

Your child's teacher may use Google Classroom as their virtual classroom to create, distribute and grade assignments. Google Classroom streamlines the process of sharing files between teachers and students.

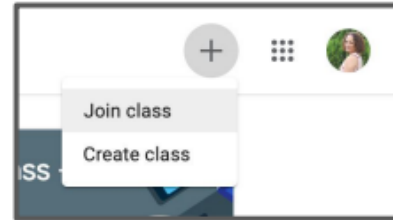
Students can access Google Classroom through [myBackpack](#) or by going to classroom.google.com and entering in their APS student login credentials. Google Classroom can be accessed through any device that has wifi including laptops, iPads, and cellular devices.

Students will join their teacher's Google Classroom in one of two ways:

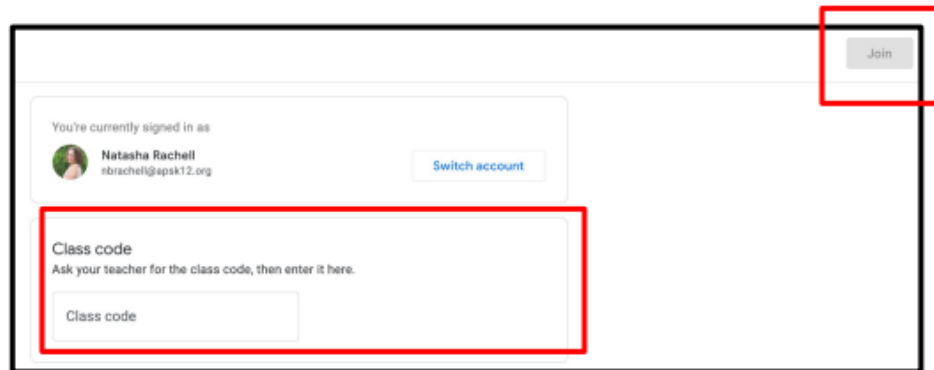
1. With a join code provided by their teacher.
2. Their teacher will add them.

JOIN CODE:

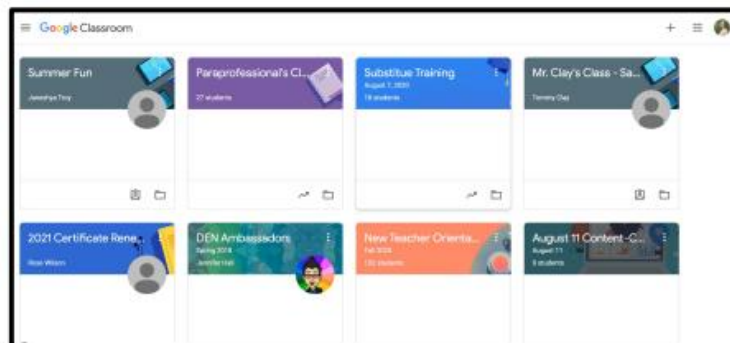
Teachers will provide students with a "Join Code" to join their Google Classroom. Students will click on the "+" in the top right hand corner and then click "Join Class."



They will then be prompted to enter in the join code provided by their teacher. Once the join code is entered, they will click "Join" in the top right hand corner.



They now have access to their teacher's Google Classroom! Students will also see any other Google Classrooms that they have joined here as well.



Accessing Google Classroom From Home

On An iPad (and Cell Phone)

Download or locate the Google Classroom App from the App Store.



or



*If device is an APS device the Google Classroom App has already been installed, proceed to Step 1

① Open the Google Classroom App

This is the app, not the icon in myBackpack



② Click on Get Started



③ Enter your child's username followed by @apsk12.org

Example

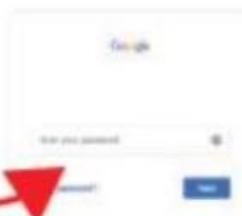
jsmith5489@apsk12.org



Enter your password. (lunch number)

Example

77931



- ④ Select the child's Classroom and click Join.
If you don't see your child's class click
Join Class and ask their teacher for the
Class Code



